

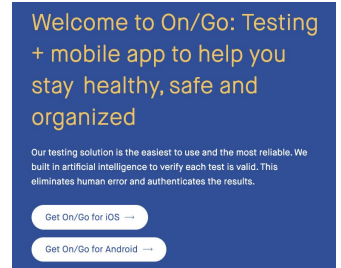
COVID Testing Instructions

As explained on the [event website](#), we will require proof of a Negative COVID test within **48 hours** of arriving at the venue. You will purchase the On/Go Antigen self-test kit online (\$10) and upload your results to their app. The app will be used to permit you into the event. Under no circumstances will you be permitted to enter without this negative confirmation.

Please follow the simple instructions below:

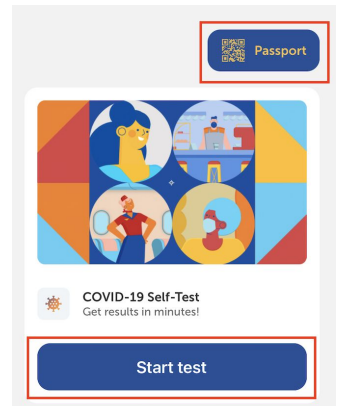
1. Purchase Now

- Purchase the [On/Go COVID-19 Antigen Home Test](#)
- \$10 on Amazon
- Download the [On/Go App](#)
- Create your Profile



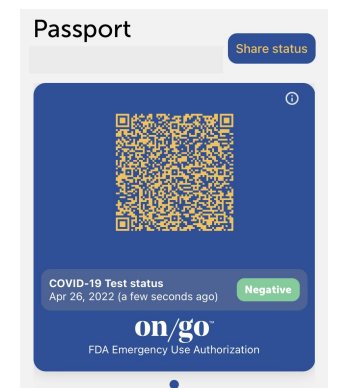
2. Take Your Test (15 - 20 min)

- 48 hours or less before the event
- Open the On/Go App and select "Start Test"
- Follow the instructions and take your test
- Wait 15 minutes for your results
- Enter your results into the app
- Your results are viewable in the app "Passport"



3. Show On/Go Passport Upon Arrival

- Have your "Passport" in the On/Go App open and ready to check at registration



If you test positive for COVID-19, we'll convert your registration to virtual, so you can still take in the event. If you have any further questions, be sure to consult our [Registration Terms and Conditions page](#).